



3D Asset CheckList



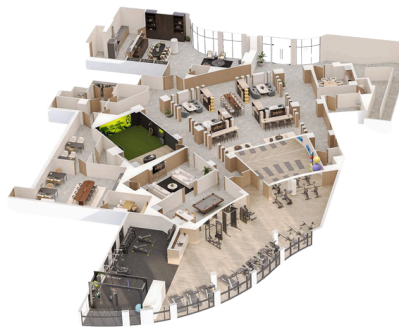
To ensure smooth production and top-quality visuals, this checklist outlines the key documents and references needed for each service. "Additional Assets Requested" help enhance realism and design accuracy. If any items are unavailable, Preview 3D may use creative discretion or photo references—with your approval. It is typical for our enterprise clients to grant us Procore® access in order to retrieve the necessary documents ourselves.

3D Floor Plans + 3D Floor Plates

(Model Unit + Amenity Renderings)

Required Assets:

- Unit Matrix of Floor Plans to Render
- Architectural Set
- Dimensioned Floor Plan
- Kitchen & Bathroom Elevations
- Plan with Door & Window Marks
- Reflected Ceiling Plan (RCP)
- Furniture Style Selection: [Link](#)



Additional Assets Requested:

- Interior Design (ID) Set
- Finish Schedules (walls, floors, ceilings, cabinetry, countertops, etc.)
- Kitchen & Bathroom Appliances/Fixtures

2D Floor Plans + 2D Floor Plates

(Model Unit + Amenity Renderings)

Required Assets:

- Unit Matrix of Floor Plans to Render
- Architectural Set
- Dimensioned Floor Plan
- BrandBook or Website URL (branding consistency)



[Interior] Still Renderings Animations + Virtual Tours



Model Units

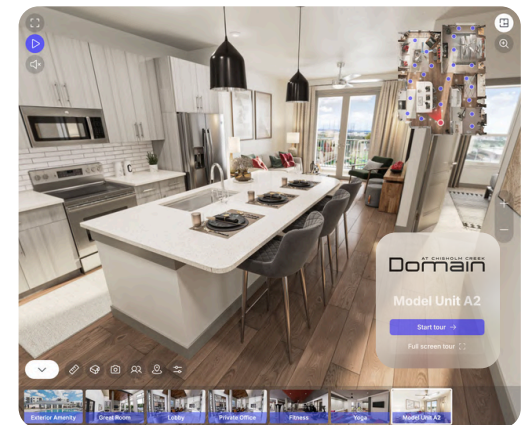
(Still Renderings + Virtual Tours + Animations)

Required Assets:

- Architectural Set
- Dimensioned Floor Plan
- Kitchen & Bathroom Elevations
- Plan with Door & Window Marks
- Reflected Ceiling Plan (RCP)

Additional Assets Requested:

- ID Set
- Finish Schedules
- Kitchen & Bathroom Appliances/Fixtures
- Final Furniture, Fixtures & Equipment (FFE)
- Electrical Set: Lighting Schedule + Electrical Plans



Interior Amenities

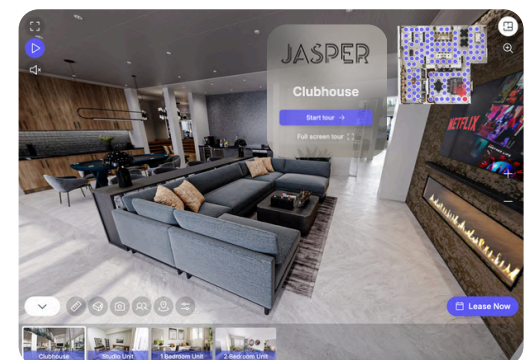
(Still Renderings + Virtual Tours + Animations)

Required Assets:

- Architectural Set
- Dimensioned Floor Plan
- Kitchen & Bathroom Elevations (if applicable)
- Plan with Door & Window Marks
- Reflected Ceiling Plan (RCP)

Additional Assets Requested:

- ID Set
- Finish Schedules
- Kitchen & Bathroom Appliances/Fixtures
- Final FFE
- Electrical Set: Lighting Schedule + Electrical Plans



[Interior] Virtual Staging Photography + 360° Tours



Model Units + Interior Amenities


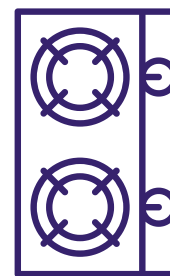
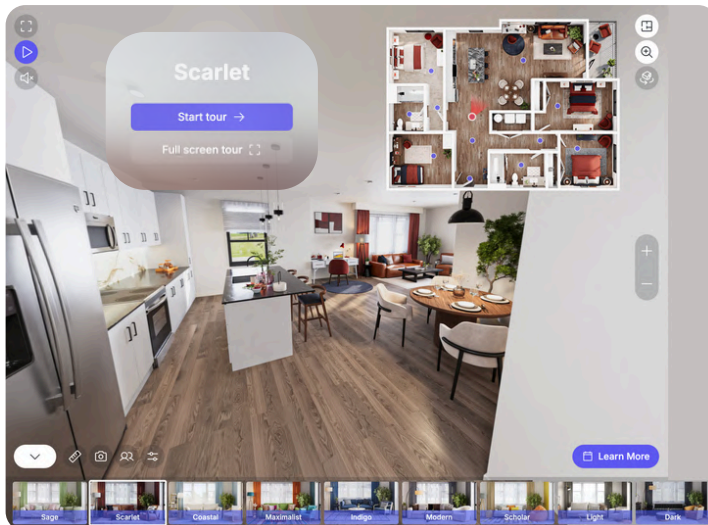
(Virtual Staging + Still Photography + 360° VirtualTours)

Required Assets for *Standard* Furniture:

- High-resolution still photography (with bracketed exposures)
- High-resolution RAW panoramic images (for 360° virtual tours)
- Standard Furniture Style Selection: [\[Link\]](#)

Required Assets for *Custom* Furniture:

- Finalized Furniture & Accessory Placement Plan
- Finalized FFE Set (includes all furniture and accessories)
- High-resolution still photography (with bracketed exposures)
- High-resolution RAW panoramic images (for 360° virtual tours)



[Exterior] Still Renderings Animations + Virtual Tours



Exterior Amenities & Hero Shots

(Still Renderings + Virtual Tours + Animations)

Required Assets:

- Architectural Set
- Dimensioned Floor Plans
- Site Plan
- Plan with Door & Window Marks
- Roof Plans & Details
- Exterior Building Elevations
- Exterior Color Schedule, or, Colored Elevations

Additional Assets Requested:

- Landscape Set
- Hardscape Plan
- Site Furnishing & Pavers Schedule
- Outdoor Structure Drawings (pergolas, arbors, gazebos, trellises, etc.)
- Planting Plan & Schedule
- Landscape Detail Drawings
- Electrical Set: Site Plans + Lighting Schedule

